

RI-GTR-RACK3

3X COLLAPSIBLE GUITAR RACK

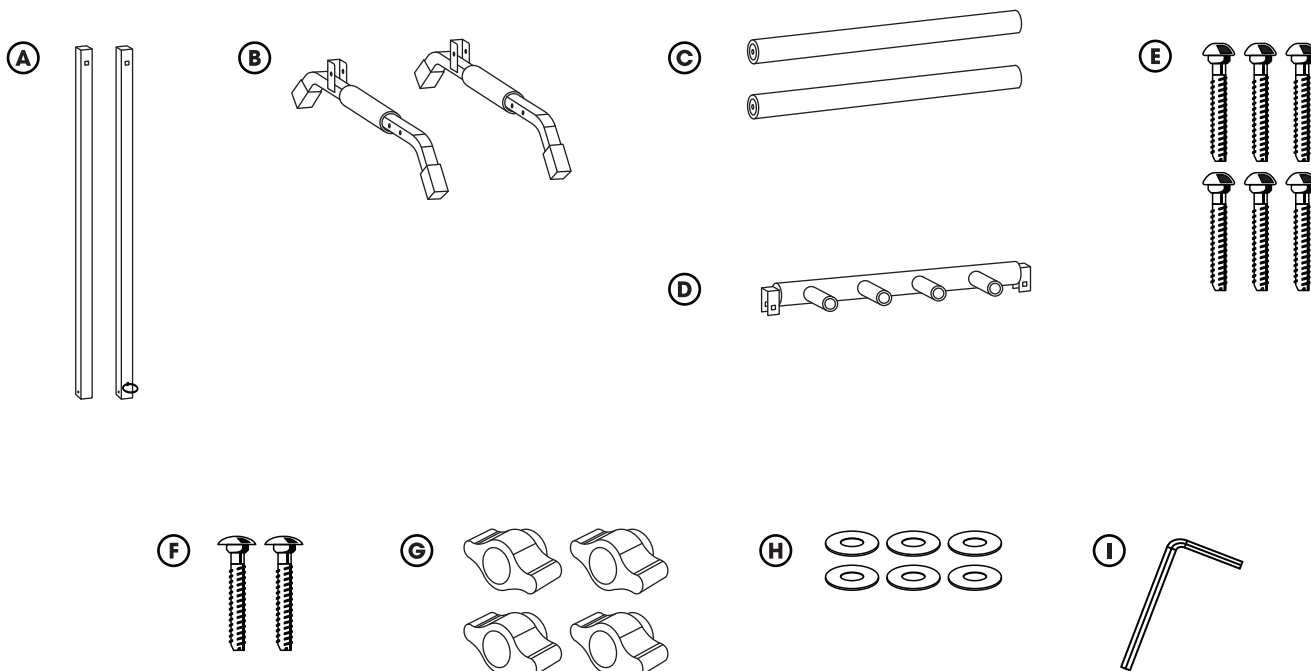
ASSEMBLY INSTRUCTIONS

GATOR FRAMEWORKS

GENERAL INTRODUCTION:

Whether hauling it on the road, keeping it at the studio, or reserving it for the rehearsal room, the 3-space collapsible guitar rack by Rok-It provides easy-access storage for up to three of your favorite electric, acoustic, and bass guitars. The stand fully collapses for easy travel and storage when not in use. Thick, foam-padded tubing on all contact surfaces protects your guitar's finish from dings and scratches. Rubberized feet on the bottom also help to protect your gear by keeping the stand planted firmly on the floor.

COMPONENTS:



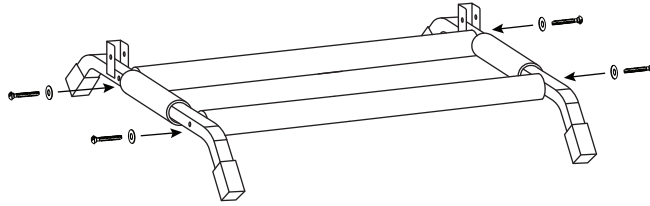
- A. SUPPORT BARS (2)
- B. LEGS (2)
- C. FOAM BARS (2)
- D. NECK SUPPORT
- E. HEX SCREW (6)

- F. SCREW (2)
- G. KNOBS (4)
- H. WASHERS (6)
- I. ALLEN WRENCH

INSTALLATION INSTRUCTIONS:

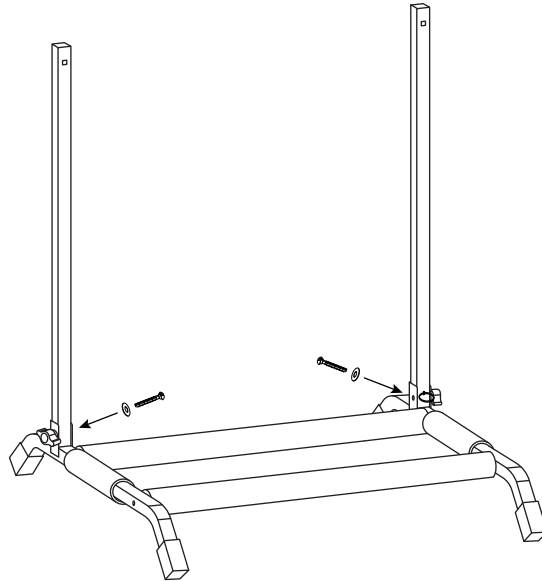
1

Connect the Foam Bars (C) to the Legs (B) using the Washers (H) and Hex Screws (E).



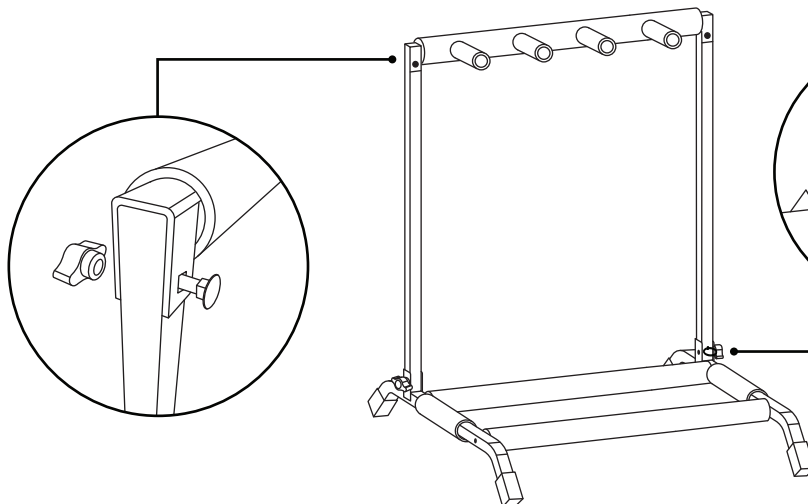
2

Attach the Support Bars (A) to the Legs (B) using a Washer (H) and Hex Screw (E) securing with a Knob (G). Repeat on both sides.



3

Place the Neck Support (D) onto the Support Bars (A) and secure by inserting the Screw (F) through the opening and securing with a Knob (G).



4

Locate the Pull Ring on the right side of the stand. Pull outward to release latch and collapse stand.

