

# GFW-KEY-Z1000

## ADJUSTABLE Z-STYLE KEYBOARD STAND

### ASSEMBLY INSTRUCTIONS

# GATOR FRAMEWORKS

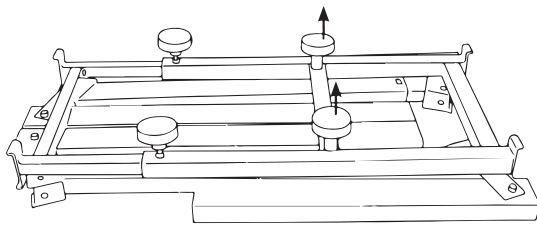
### GENERAL INTRODUCTION:

The Frameworks GFW-KEY-Z1000 Adjustable Z-Style Keyboard Stand is designed for musicians who demand versatility and reliability in their setup. With a height adjustable from 24" to 38" (61 - 96.5 cm), this stand easily adapts to both seated and standing playing positions, ensuring comfort during long performances or practice sessions. The width is also adjustable, ranging from 20" to 35" (50.8 - 88.9 cm), allowing it to fit most keyboards wider than 20" (50.8 cm). For added protection, the contact surfaces are lined with EVA foam padding, preventing scratches and providing a secure grip on your instrument. Built from robust black powder-coated square aluminum tubing, this stand combines sleek aesthetics with strength, supporting up to 375 lb (170 kg). Whether you're on stage or in the studio, the GFW-KEY-Z1000 offers reliable stability and customizable comfort.

### ASSEMBLY INSTRUCTIONS:

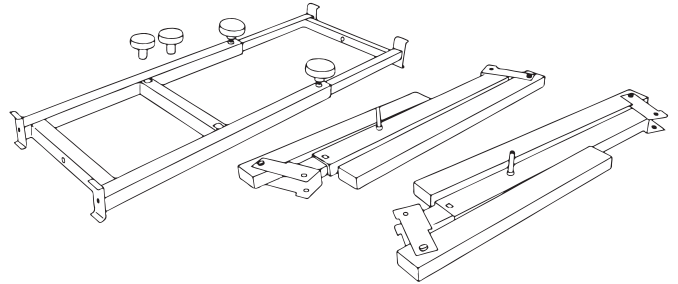
1

Remove the female Knobs from the Bracket and Leg assembly.



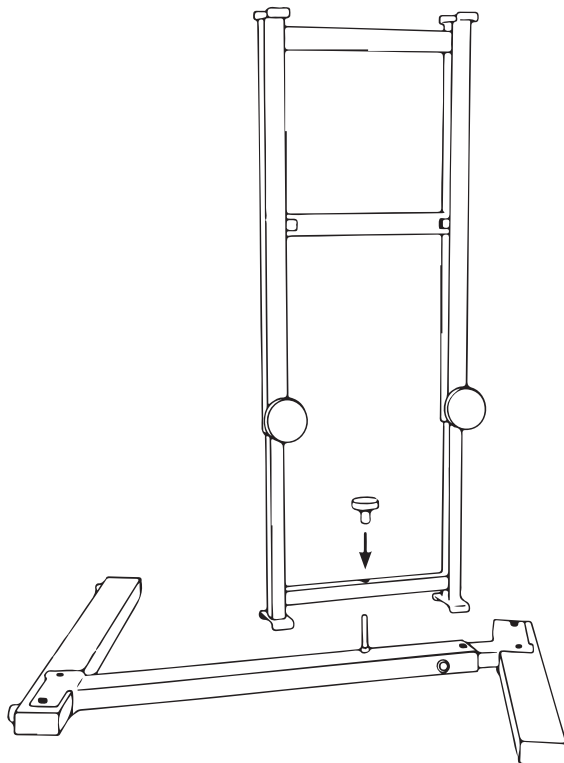
2

Lift the Bracket off the Legs to detach.



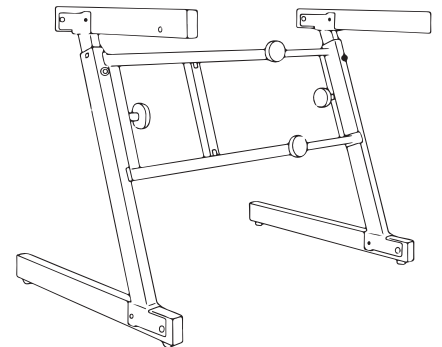
3

Unfold the Legs until they click into a Z position. Then attach the Bracket to the Legs, one Leg at a time, and tighten in place with the Knobs that were removed in step 1.



4

Once you have attached the Bracket and Legs, position the Stand so that it is standing up.



5

Insert the M10 X 20 Knobs into the Welded Nuts on the Brackets. Use these Knobs to adjust the height of the Stand to your liking.

