

GFW-MIXERCART-0400

PORTABLE STAND FOR MIXERS

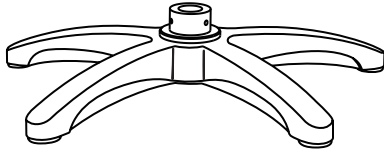
ASSEMBLY INSTRUCTIONS

GATOR FRAMEWORKS

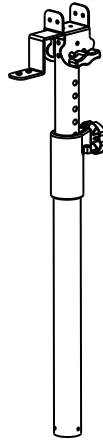
COMPONENTS:



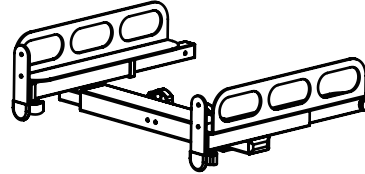
WHEELS (5)



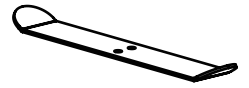
BASE (5 LEGS)



VERTICAL BAR



SUPPORT ARM

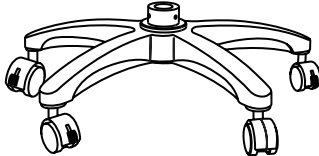


HANGER

SET UP INSTRUCTIONS:

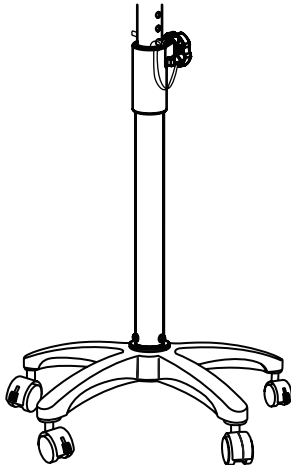
1

Insert wheels into base.



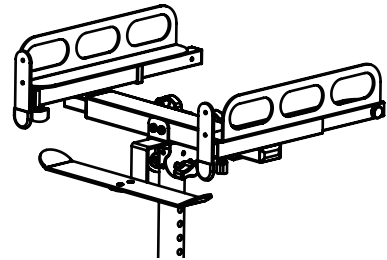
2

Fully insert the bottom end of the vertical bar into the base and tighten the screw. And insert the safety pin into the hole and tighten the knob.

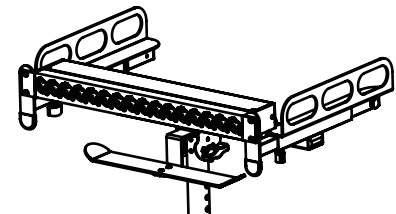
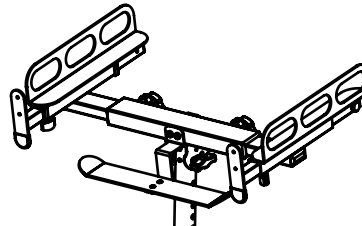


3

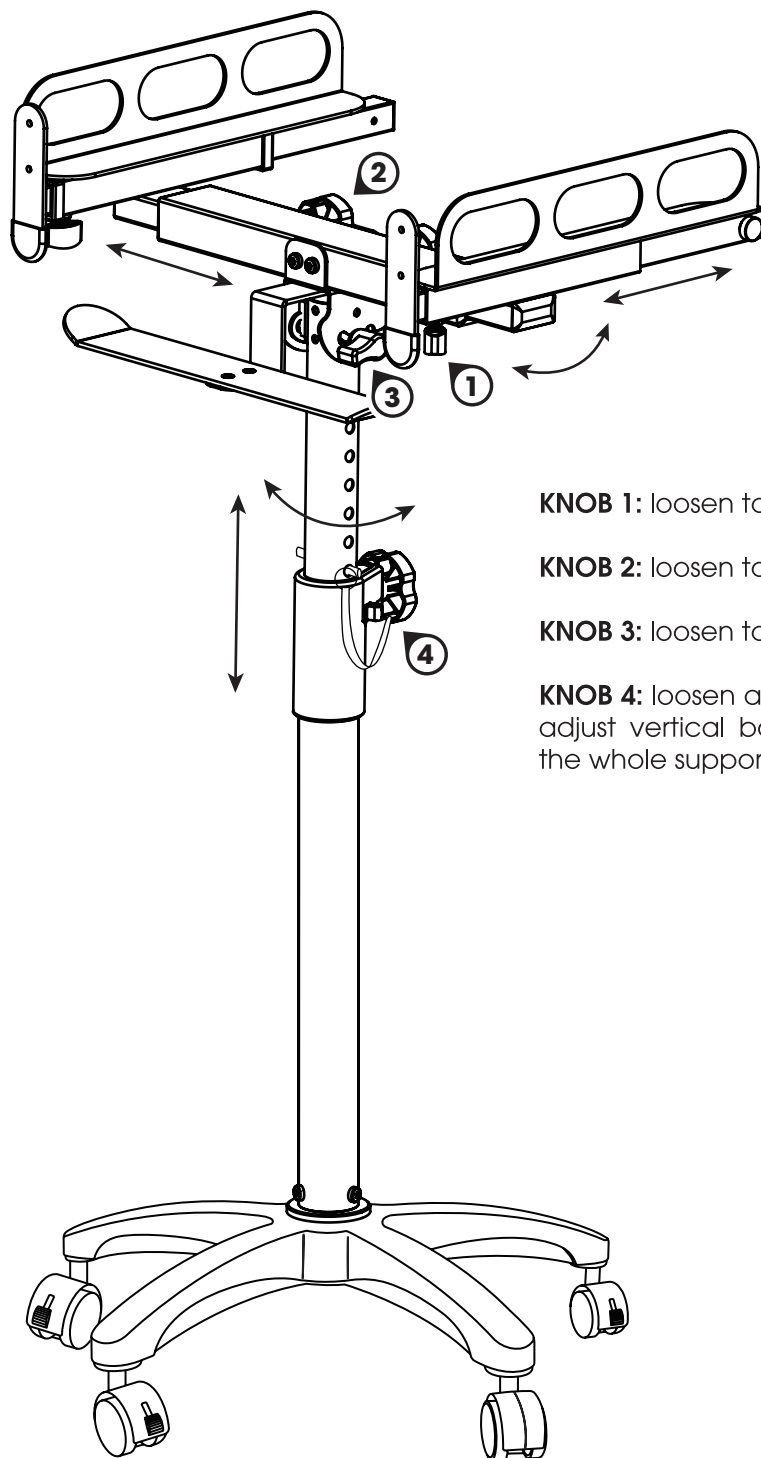
Insert the support arm into the vertical bar's top into place. Tighten the screw into place. Then install the hanger on the vertical bar.



NOTE: to mount an 1U 19" device to the support arm, loosen the knob on both sides. Slide the support arms and lock the knob. Insert the device into place and lock it via rack screws.



FUNCTION INTRODUCTION



KNOB 1: loosen to adjust support arm's length

KNOB 2: loosen to adjust support arm's width

KNOB 3: loosen to adjust support arm's angle

KNOB 4: loosen and remove the safety pin to adjust vertical bar's length and also rotate the whole support arm

SPECIFICATIONS:

// VERTICAL BAR HEIGHT: 19.5" - 31.5" (500MM-800MM)

// BASE CENTER TO SIDE LENGTH: 12.5" (320MM)

// SUPPORT ARM LENGTH: 1.3" - 1.6" (33MM-41MM)

// NET WEIGHT: 14.3 LBS (6.5 KG)

// SUPPORT ARM WIDTH: 1.5" - 2" (36MM-55MM)