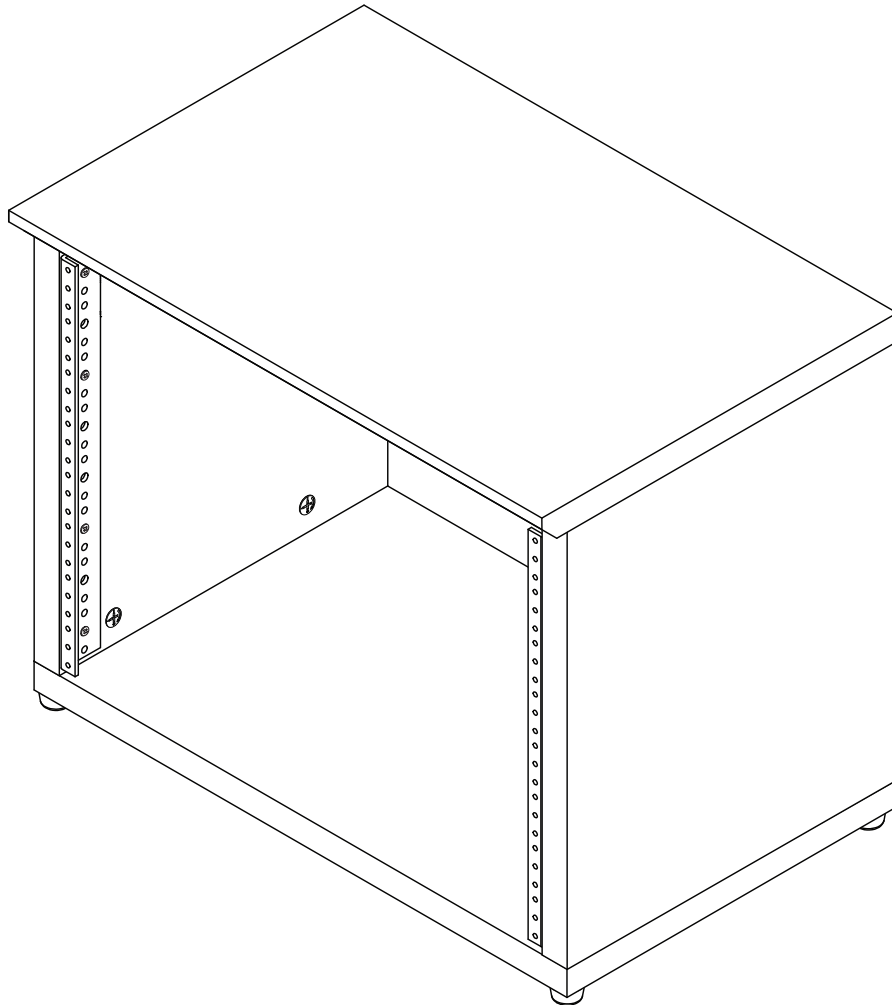


# GFW-ELITERK-8U

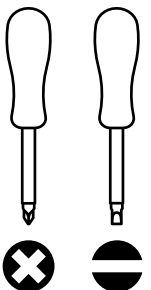
ELITE STUDIO RACK

ASSEMBLY INSTRUCTIONS

**GATOR  
FRAMEWORKS**



**22 LBS**  
TOTAL WEIGHT



**GATOR**<sup>™</sup>

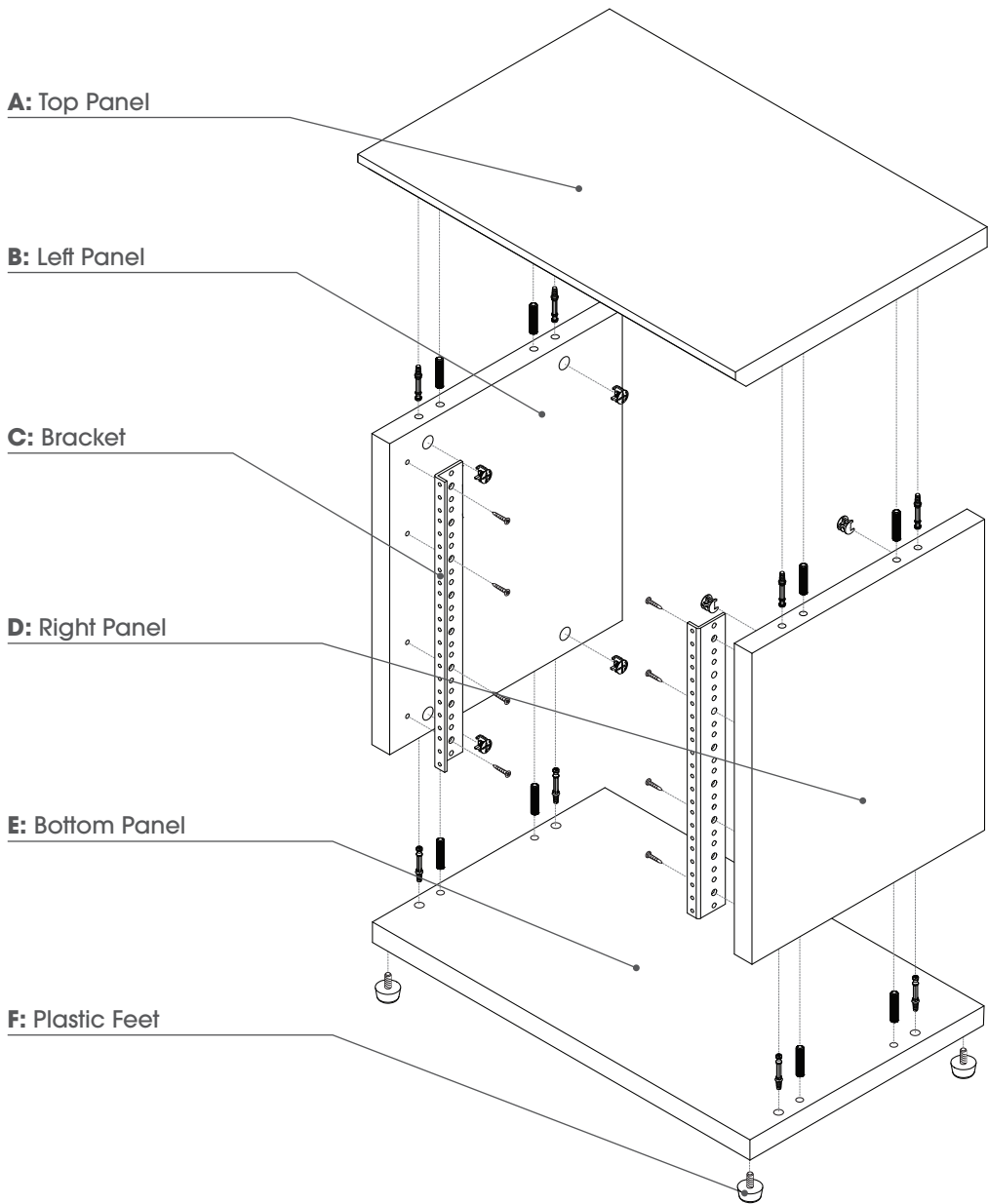
5112 W. Linebaugh Ave. // Tampa, FL // Phone: (+1) 813.221.4191 // Fax: (+1) 813.221.4181

©2021 Gator Co.I // Visit [www.gatorframeworks.com](http://www.gatorframeworks.com) for more service & product information // All rights reserved

11.30.2021 - REV:A

# PARTS

MAKE SURE YOU HAVE EVERYTHING BEFORE ASSEMBLY.



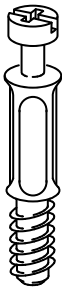
# PARTS

VERIFY YOU HAVE ALL NECESSARY HARDWARE.




AA

8x



BB

8x



CC

8x



DD

8x



EE

4x

# CAUTION FAILURE TO FOLLOW THESE WARNINGS OR ASSEMBLY INSTRUCTIONS, MAY RESULT IN PROPERTY DAMAGE, SERIOUS BODILY INJURY OR DEATH.

---

- **This unit contains small parts and packaging which could be a choking hazard for small children. Children should always be under adult supervision.**
- **Do not climb, step, or excessively lean on the unit. The unit may become unstable and either tip or collapse.**
- **Use hand tools for assembly to prevent damage like stripping or overtightening hardware.**
- **We recommend you protect your work surface during assembly to prevent scratching or damage to tabletops, wood floors, etc.**
- **Wipe clean with a cloth dampened in a mild cleaner, then wipe dry with a clean cloth.**
- **Use carpet spikes or padded feet for your application and adjust level as needed.**



1

